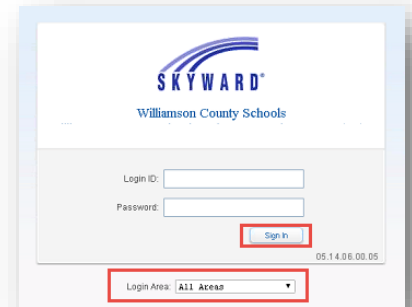


Skyward Family Access Viewing Report Cards

1. Check to ensure your system meets [minimum requirement](#) specifications.
2. Ensure your pop-up blocker is disabled.

3. Go to <https://skyward.wcs.edu>.
4. Enter the login and password provided by your child's school.
5. Leave Login Area setting **All Areas**.
6. Select **Sign In**.

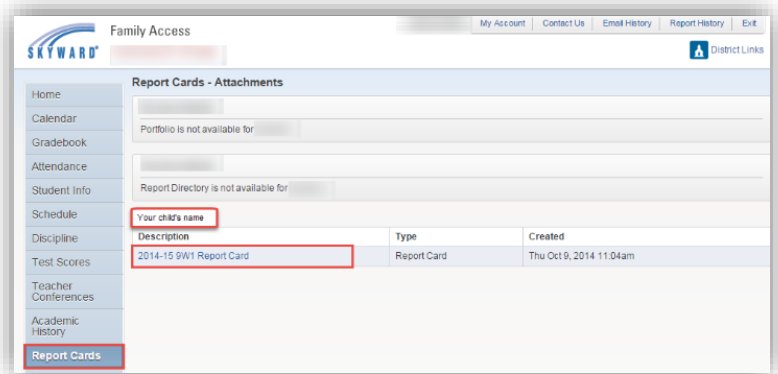
If you forget your login information, please see [Accounts and Password Resets](#).



7. If there is more than one child in your family, select which child to view using the drop-down menu at the top.

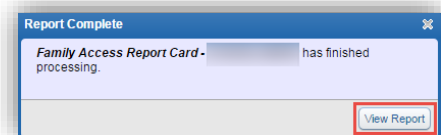
8. Select **Report Cards** using the navigation bar on the left.

9. Under the tab with your child's name, select the **Report Card** link.



10. Select **View Report** to open .pdf report.

You will need a .pdf reader to view the report. If you do not already have one, you may download a free version [here](#).



11. You may, view, save, or print the .pdf report.

